

www.this-n-thatfabrics.com

Stars and Bars

Finished size 38" x 38"

A quick to piece patriotic table runner



Fabric Requirements

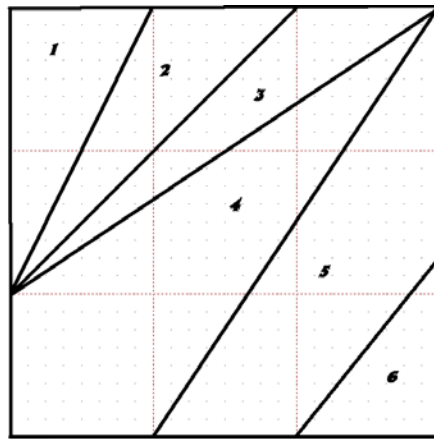

Navy plaid – 1 1/2 yards
Red stripe – 1 yard
Gold plaid – 5/8 yard
Tan print – 1/2 yard
Tan and red stripe – 3/8 yard

Star Block


Finished size 6 1/2" (unfinished 7")

Make 16 blocks


This block is paper pieced and goes together quickly. For those who are new to paper piecing there are some great tutorials on line for paper piecing. Just do a Google search for paper piecing.



Sew 4 blocks together to make the red star. Press



Sew 4 star blocks together. Press



Inner Border

Cut 4 strips of blue fabric 1 1/2" x 39" for the borders.

Sew 1 strip to each side. Trim.

Repeat for the top and bottom. Trim. Press


Bars block

Finished size 4" (unfinished 4 1/2")

Cut strips of red, gold and blue 1 7/8". Sew strips together. Cut 4 1/2" segments.

Sew 6 blocks together for each side alternating the direction of the stripes.

Repeat for the top and bottom sewing 8 blocks together. Press



Binding

Cut binding 2' wide for single fold.

