

Last Blooms of Summer

42" x 52"



Fabric Requirements

- $\frac{3}{4}$ yard Orange print for leaves, appliqué flowers and 4-patch blocks
- $\frac{1}{2}$ yard Green print for 4-patch blocks and leaf stems
- $\frac{1}{4}$ yard of Green print #2 for appliqué block
- $\frac{3}{4}$ yard Gold print for leaves and 4-patch block
- $\frac{5}{8}$ yards Eggplant marble for leaf blocks and 4-patch blocks
- $\frac{7}{8}$ eggplant stripe for borders and binding
- $\frac{1}{3}$ yard Gold stripe for applique
- $\frac{3}{4}$ yard Large orange print for border

Applique block

Cut gold stripe $18 \frac{1}{2} \times 18 \frac{1}{2}$ for the appliqué square.
Following the picture appliqué using your favorite method.
Remember to add a seam allowance to the templates for
needleturn appliqué.



Leaf blocks

For each block cut:

3 orange print and 1 eggplant $2\frac{1}{2}'' \times 2\frac{1}{2}''$

2 orange print and 2 eggplant $2\frac{7}{8}'' \times 2\frac{7}{8}''$ and cut diagonally in half.

Sew 1 orange and 1 eggplant together and trim to measure $2\frac{1}{2}'' \times 2\frac{1}{2}''$.

Cut 1 eggplant square $2\frac{3}{8}'' \times 2\frac{3}{8}''$.

Cut in half diagonally.

For the stem cut 1 orange or green piece $1'' \times 3\frac{1}{2}''$.

Sew 1 triangle to each side.

Trim and square to measure $2\frac{1}{2}'' \times 2\frac{1}{2}''$.

Sew blocks together following the picture.

Block should measure $6\frac{1}{2}''$.

Make 6 leaf blocks.

Sew 3 blocks together and sew to the top of the appliqué block,

Repeat for the bottom.



1st border

Cut 2 strips that measure $1\frac{1}{2}'' \times 18\frac{1}{2}''$ for the top and bottom
Cut 2 eggplant strips that measure $1\frac{1}{2}'' \times 32\frac{1}{2}''$ for the sides
Trim and square quilt.

4-Patch block

For each block cut:
2 green print $3'' \times 3''$
4 orange $1\frac{3}{4}'' \times 1\frac{3}{4}''$
2 eggplant and 2 gold $1\frac{3}{4}'' \times 1\frac{3}{4}''$

Sew 1 orange and 1 gold together
Sew 1 gold and 1 orange together
Sew each 2-patch strip together to form a 4-patch.

Use the picture as a guide.
Block should measure $5\frac{1}{2}'' \times 5\frac{1}{2}''$
You will need 24 blocks
These blocks can also be strip pieced.

Make 2 strips of 4 blocks each and sew 1 strip to the top and bottom of quilt..

Make 2 strips of 8 blocks and sew 1 strip to each side.



2nd border

Cut 2 strips that measure $1\frac{1}{2}$ " x $30\frac{1}{2}$ " for the top and bottom.

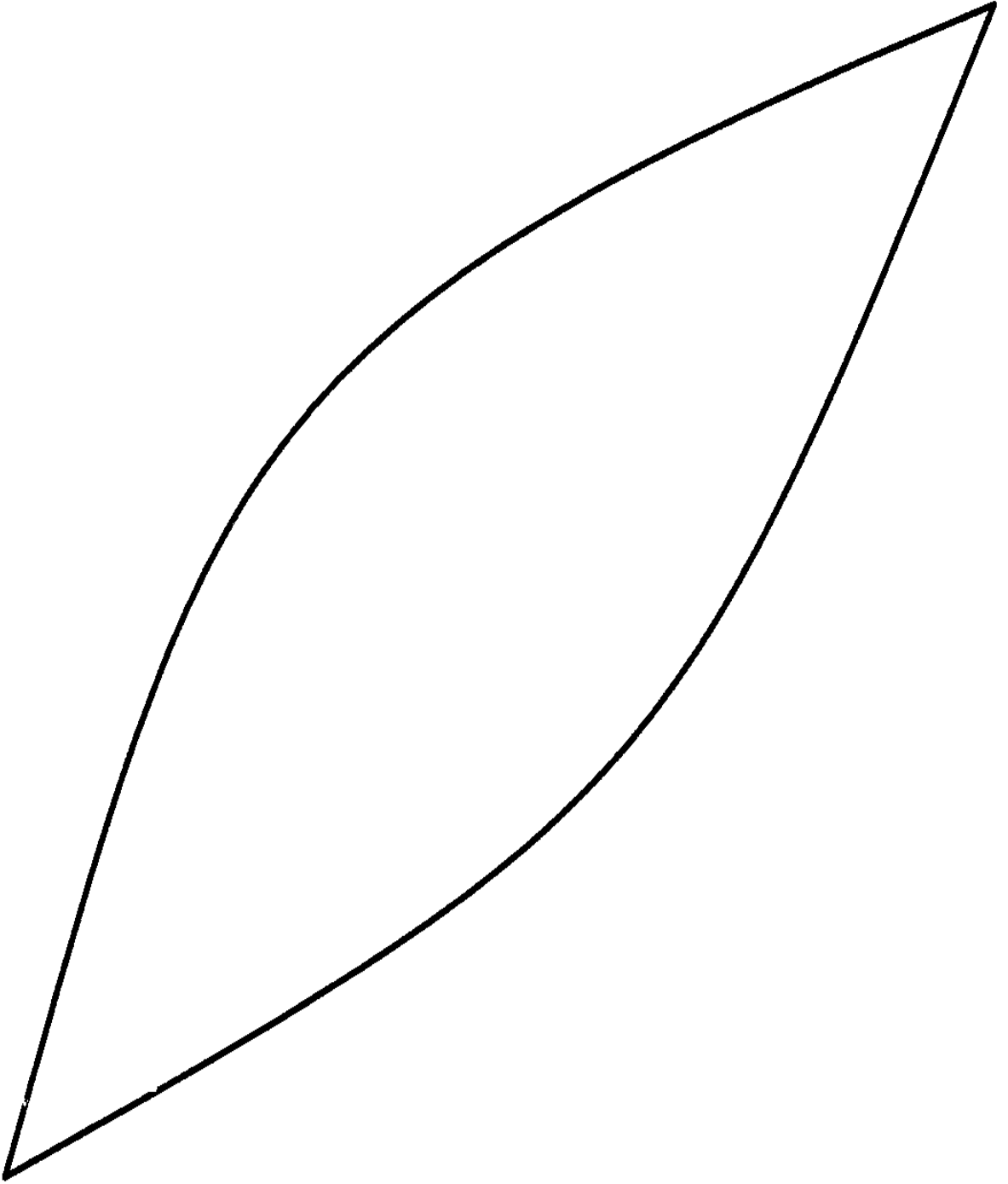
Cut 2 eggplant strips that measure $1\frac{1}{2}$ " x $42\frac{1}{2}$ " for the sides


Outside border

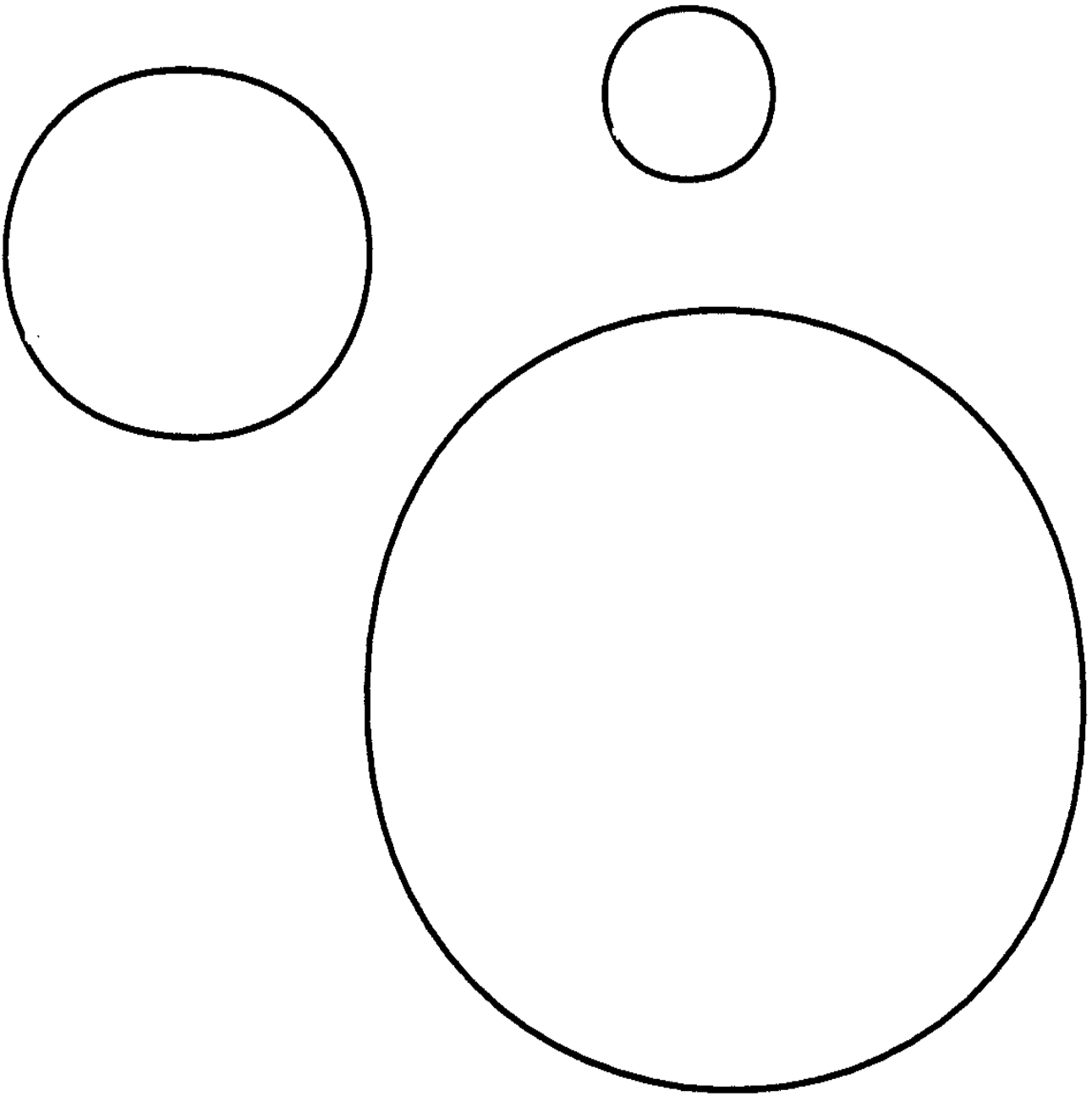
Cut 2 strips of large orange print $4\frac{1}{2}$ " x $32\frac{1}{2}$ " and sew to the top and bottom of quilt.

Cut 2 strips of large orange print $4\frac{1}{2}$ " x $52\frac{1}{2}$ " and sew to each side of quilt.

Quilt, bind and enjoy!







Templates for Leaf Block

