


Holiday Candle Mat

Kits are available



Fabric requirements

- 1/4 yard Tan plaid for background
- 1/8 yard Green and Red print for leaves and center block
- 1/8 yard Red and Green print for 9-patch block and candles
- 2" x 8" Gold for flame
- FQ Red and green print for bias binding

9-patch block

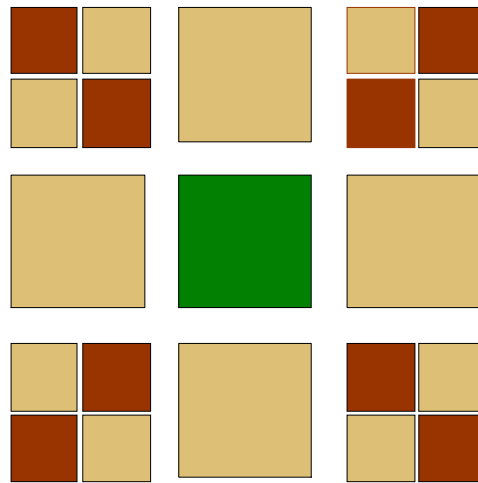

Cut 4 tan plaid squares $2\frac{1}{2}'' \times 2\frac{1}{2}''$

Cut 1 green print $2\frac{1}{2}'' \times 2\frac{1}{2}''$


Cut 8 tan plaid squares $1\frac{1}{2}'' \times 1\frac{1}{2}''$

Cut 8 red print squares $1\frac{1}{2}'' \times 1\frac{1}{2}''$

Sew together using the picture as a guide



Cut 4 half circles and sew to each side of the 9-patc



Applique

Follow manufacturers directions trace, cut and fuse Heat Bond Lite to the candle and leaf templates.

Use the picture as a guide for pattern placement

Applique

Remember to add seam allowances if you use the needleturn method

Binding

Cut bias binding strips 1 1/2 wide

Sew strips together .

You'll need 60" of bias binding

Cut 4 each

