

Flakey Men

Finished size 28" x 28"



Fabric Requirements

5/8 yard brown plaid for center block and eyes

1/4 yard Yellow for arms and snowflakes

1/8 yard Tan for snowmen

3/4 yard Blue for hats, hearts, 1st border and binding

Scraps Orange for noses

1/3 yard Brown and yellow print for borders

Center Applique Block

Cut brown plaid 19 ½” x 19 ½”.

Trace and cut templates onto fusible web.

Follow manufactures directions for ironing to fabric..

Following the picture for placement arrange the snowmen in a circle with their sides touching.

When you are satisfied with your arrangement add the arms, hats, hearts, noses and eyes.

Add the stars to each corner.

Applique using your favorite method.

Remember to add seam allowances for the needleturn method.

1s Border

Cut 2 strips of blue 1 ½” x 19 ½” for the top and bottom.

Cut 2 strips 1 ½” x 21 ½ “ for the sides.

Note: Measure your quilt for accuracy.

These measurements are approximate.

2nd Border

Cut 2 strips of brown floral 3” x 21 ½ ” for the top and bottom.

Cut 2 strips 3” x 26 ½ “ for the sides.

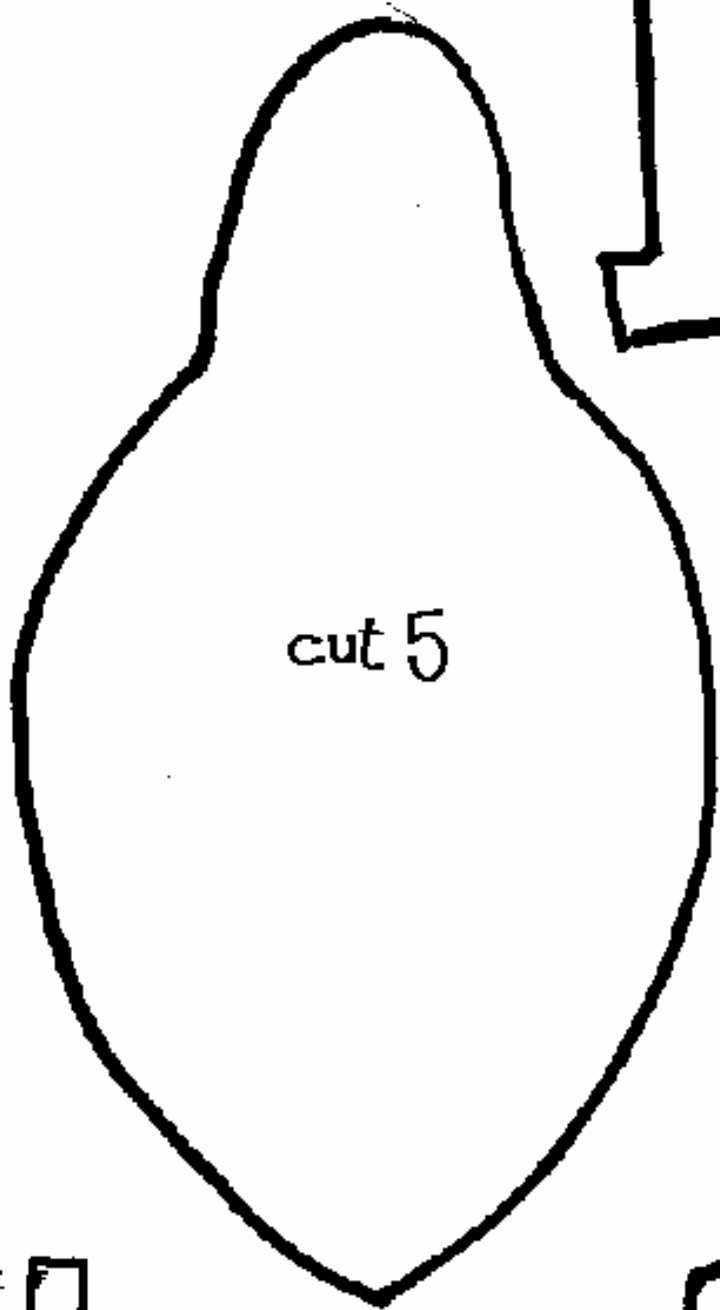
Note: Measure your quilt for accuracy.

These measurements are approximate.

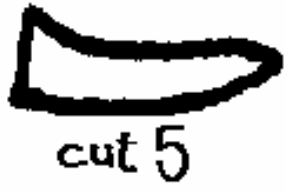
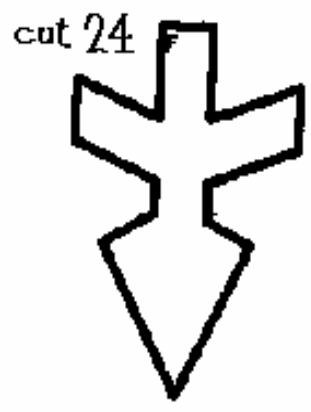
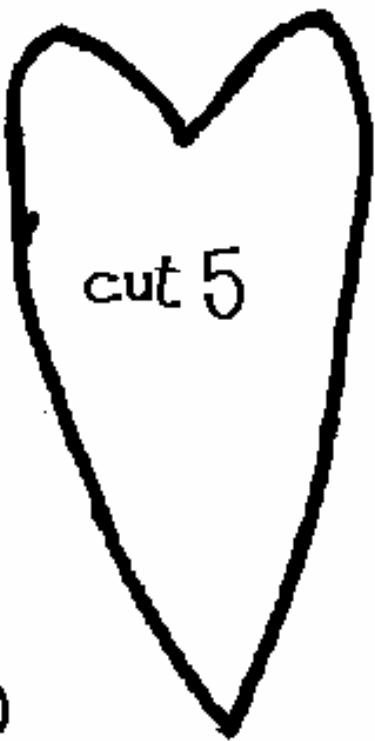

Binding

Use single fold binding.

Cut blue strips 1 ¾” wide.



cut 5



Alternate Colorway



Fabric Requirements

- 5/8 yard Navy blue for center block and eyes
- 1/2 yard Blue for arms , border and binding
- 1/3 yard Tan for snowmen and snowflakes
- 3/4 yard Red for hats, hearts, 2nd^t border
- Scraps Orange for noses